


# NT77



18.4 × 15.2 × 10.2

CQC 04001010694

R2033977.04 cULus E158859

### Features

- Super light in weight.
- High sensitivity.
- Switching capacity up to 12A.
- PC board mounting.

### Ordering Information

**NT77 A S 10 DC12V**  
 1 2 3 4 5

1 Part number: NT77  
 2 Contact arrangement: A:1A  
 3 Enclosure: S: Sealed type; NIL: Dust cover  
 4 Contact current: 5:5A; 10:10A; 12:12A  
 5 Coil rated voltage(V): DC:3,5,6,9,12,18,24

### Contact Data

Contact Arrangement	1A (SPSTNO)		
Contact Material	AgCdO AgSnO <sub>2</sub>		
Contact Rating (resistive)	10A/277VAC,30VDC; 12A/125VAC,250VAC,30VDC		
Max. Switching Power	300W 2770VA		
Max. Switching Voltage	30VDC 300VAC	Max. Switching Current:12A	
Contact Resistance or Voltage drop	≤50mΩ	Item 4.12 of IEC 61810-7	
Operational life	Electrical	10 <sup>5</sup>	Item 4.30 of IEC 61810-7
	Mechanical	10 <sup>7</sup>	Item 4.31 of IEC 61810-7

### Coil Parameter

Dash numbers	Coil voltage VDC		Coil resistance Ω ±10%	Pickup voltage VDC(max) (75%of rated voltage )	Release voltage VDC(min) (5% of rated voltage)	Coil power consumption W	Operate Time ms	Release Time ms
	Rated	Max.						
003-450	3	3.3	20	2.25	0.15	0.45	≤8	≤5
005-450	5	5.5	56	3.75	0.25			
006-450	6	6.6	80	4.50	0.30			
009-450	9	9.9	180	6.75	0.45			
012-450	12	13.2	320	9.00	0.60			
018-450	18	19.8	720	13.5	0.90			
024-450	24	26.4	1280	18.0	1.20			

**CAUTION:** 1.The use of any coil voltage less than the rated coil voltage will compromise the operation of the relay.  
 2.Pickup and release voltage are for test purposes only and are not to be used as design criteria.

### Operation condition

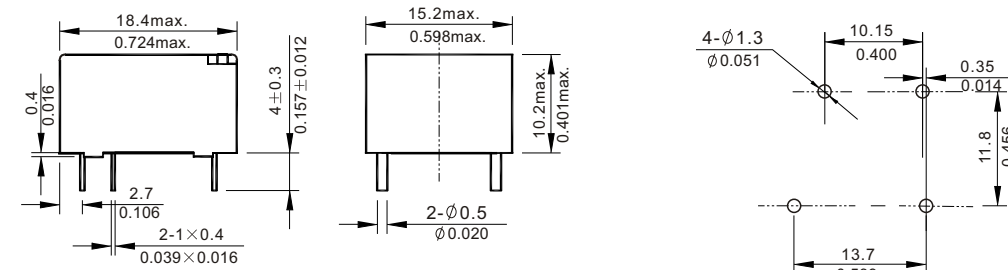
Insulation Resistance	100MΩ min (at 500VDC)	Item 7 of IEC 61810-5
Dielectric Strength	Between contacts	50Hz 1000V
	Between contact and coil	50Hz 2500V
Shock resistance	100m/s <sup>2</sup> 11ms	Item 6 of IEC 61810-5 Item 6 of IEC 61810-5
Vibration resistance	10~55Hz double amplitude 1.5mm	IEC68-2-27 Test Ea
Terminals strength	5N	IEC68-2-6 Test Fc
Solderability	235°C ± 2°C 3 ± 0.5s	IEC68-2-21 Test Ua1
Ambient Temperature	-40~70°C	IEC68-2-20 Test Ta method 1
Relative Humidity	85% (at 40°C)	IEC68-2-3Test Ca
Mass	7g	

### Safety approvals

Safety approval	UL&CUR	TU V	CQC
Load	12A/125VAC 10A/277VAC 30VDC	12A/250VAC;30VDC	12A/250VAC

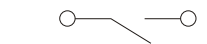
### Dimensions

mm /inch



Dimensions

Mounting (Bottom view)



Wiring diagram (Bottom view)

NOTES 1).Dimensions are in millimeters.  
 2).Inch equivalents are given for general information only.

### Reference Data

